

(12) **United States Design Patent**  
**Cordova**

(10) **Patent No.:** **US D648,892 S**  
(45) **Date of Patent:** **\*\* Nov. 15, 2011**

(54) **CIGAR HOLDER**

(76) Inventor: **Willie Cordova**, Albuquerque, NM (US)

(\*\*) Term: **14 Years**

(21) Appl. No.: **29/375,066**

(22) Filed: **Sep. 16, 2010**

(51) **LOC (9) Cl.** ..... **27-06**

(52) **U.S. Cl.** ..... **D27/183**

(58) **Field of Classification Search** ..... D27/101,  
D27/162, 53, 173, 196, 183, 192, 187, 138,  
D27/135, 186; D8/388, 105, 395, 72; 131/198.1,  
131/198.2, 336, 270, 348, 173, 273, 256,  
131/257, 259, 174, 246, 243; D9/780, 504,  
D9/772; 206/242

See application file for complete search history.

(56) **References Cited**

U.S. PATENT DOCUMENTS

D11,877 S *	7/1880	Kurezyn	.....	D27/183
282,183 A *	7/1883	Fletcher	.....	131/257
291,115 A	1/1884	Webb		
1,386,494 A *	8/1921	Haney	.....	131/258
1,594,311 A *	7/1926	Ludasy	.....	131/243
1,792,765 A *	2/1931	Schehl	.....	131/257
1,840,255 A *	1/1932	Rinne	.....	131/256
D87,318 S	7/1932	Rooney		
1,936,431 A *	11/1933	Halaplcus	.....	131/258
1,976,653 A	10/1934	Brueck		
D105,527 S	8/1937	Holder		
2,207,197 A	7/1940	Havey		
D155,536 S	10/1949	Pickering et al.		
D241,118 S	8/1976	Schreyer et al.		
D257,518 S	11/1980	Herman		
4,709,706 A	12/1987	Turro		
5,052,086 A *	10/1991	Nasuno	.....	24/511
D323,975 S *	2/1992	Wise	.....	D8/396

D367,223 S *	2/1996	Adams	.....	D8/395
D400,298 S	10/1998	Vignerot		
5,819,750 A	10/1998	Moyer		
D406,386 S	3/1999	Kuniansky et al.		
D408,097 S	4/1999	Heydt		
D408,582 S	4/1999	Varn		
D417,378 S *	12/1999	Smith	.....	D8/72
6,006,432 A *	12/1999	Cachot	.....	30/112
6,341,609 B1	1/2002	Morris		
D481,606 S *	11/2003	Ben-Gigi	.....	D8/72
D493,012 S	7/2004	Rich		
7,762,266 B2 *	7/2010	Strasheim	.....	131/184.1
D626,285 S *	10/2010	Adame	.....	D27/183

\* cited by examiner

*Primary Examiner* — Cathron Brooks

*Assistant Examiner* — Kevin Rudzinski

(74) *Attorney, Agent, or Firm* — Janeen Vilven; Peacock Myers, P.C.

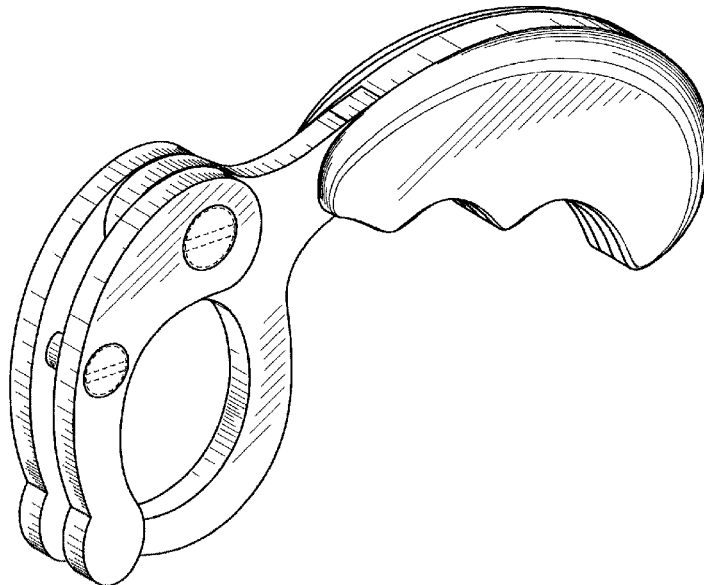
(57) **CLAIM**

The ornamental design for a cigar holder, as shown and described.

**DESCRIPTION**

FIG. 1 is a perspective view of a cigar holder showing my new design;  
FIG. 2 is a top plan view thereof;  
FIG. 3 is a bottom plan view thereof;  
FIG. 4 is a right plan view thereof;  
FIG. 5 is a left plan view thereof;  
FIG. 6 is a front plan view thereof; and,  
FIG. 7 is a back plan view thereof.  
The broken lines showing the screws in FIGS. 1 and 4-5 are for the purpose of illustrating the environment related to the claimed design and form no part of the claimed design.

**1 Claim, 3 Drawing Sheets**



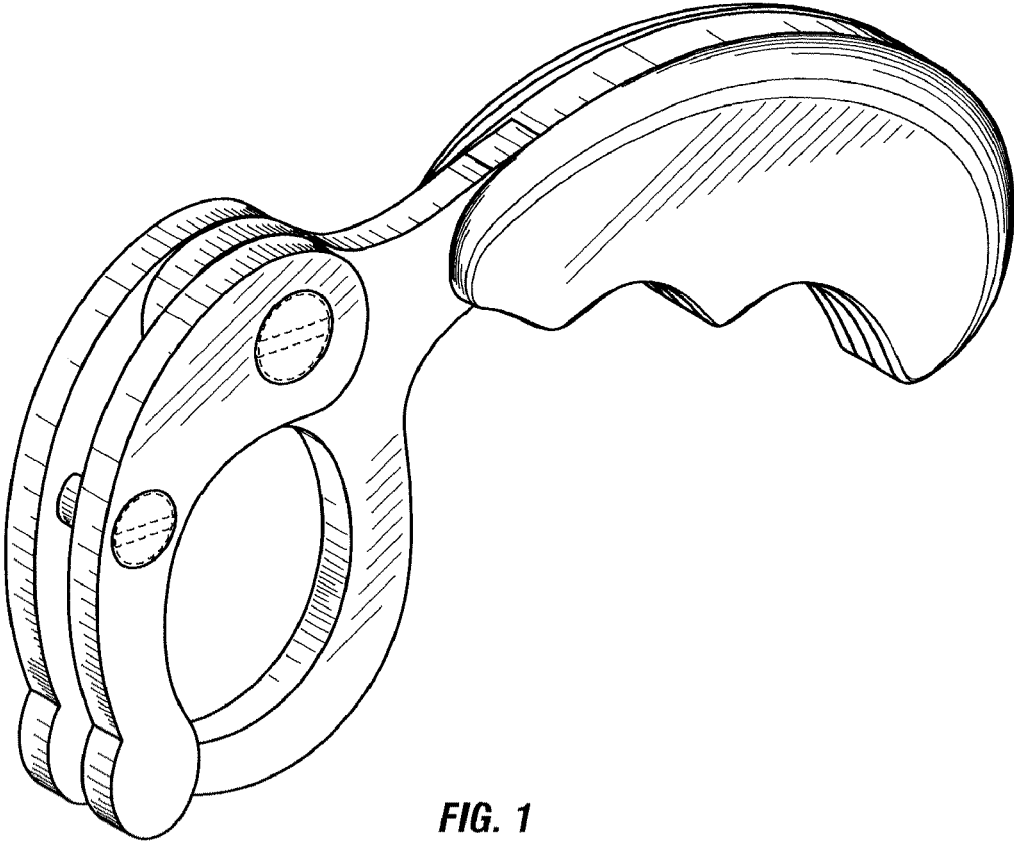


FIG. 2

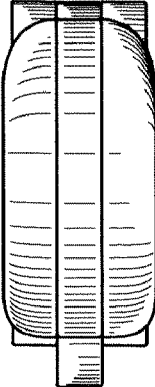


FIG. 3

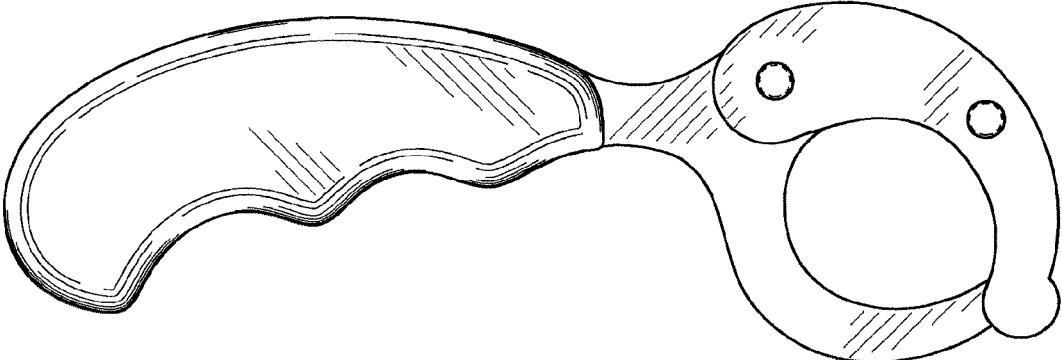


FIG. 4

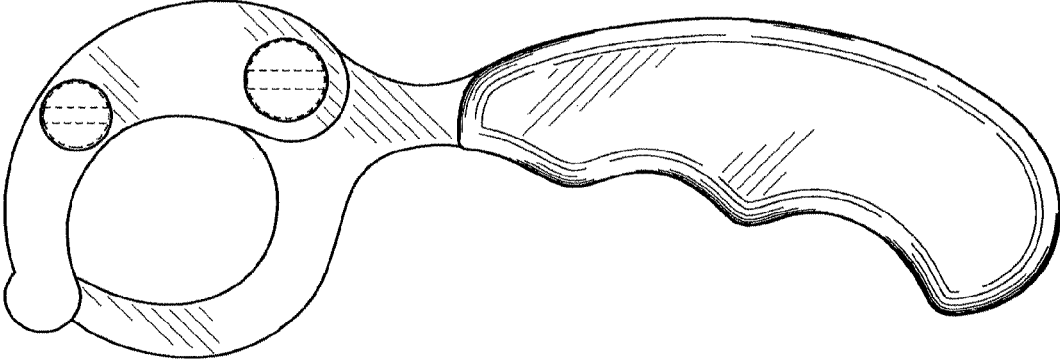


FIG. 5

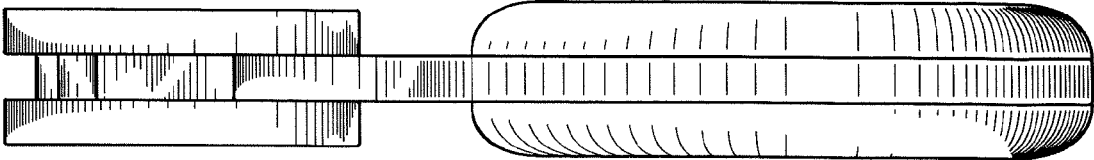


FIG. 6

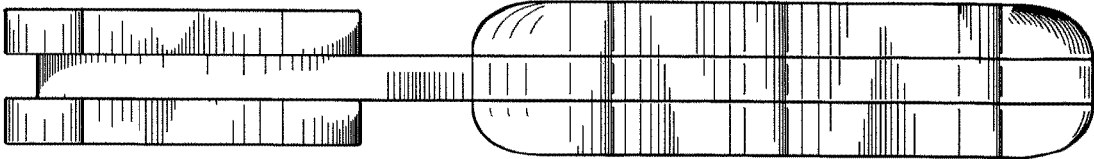


FIG. 7