



US00D646026S

(12) **United States Design Patent**
Zamarripa

(10) **Patent No.:** **US D646,026 S**

(45) **Date of Patent:** **** Sep. 27, 2011**

(54) **BIRD HOUSE**

(76) Inventor: **Xavier Zamarripa**, Albuquerque, NM
(US)

(**) Term: **14 Years**

(21) Appl. No.: **29/386,531**

(22) Filed: **Mar. 2, 2011**

Related U.S. Application Data

(63) Continuation of application No. 29/357,864, filed on
Mar. 18, 2010, now Pat. No. Des. 634,484.

(51) **LOC (9) Cl.** **30-02**

(52) **U.S. Cl.** **D30/110**

(58) **Field of Classification Search** D30/110-111,
D30/124-125, 127-128; 119/428-435, 461,
119/52.1, 53

See application file for complete search history.

(56) **References Cited**

U.S. PATENT DOCUMENTS

D76,400	S	*	9/1928	Kevitt	D30/110
1,752,291	A	*	4/1930	Barbiers	215/382
2,887,987	A	*	5/1959	Fitzgerald et al.	119/433
3,182,635	A	*	5/1965	Waite	119/57.9
3,292,840	A	*	12/1966	Schmidt	220/4.25
3,650,384	A	*	3/1972	Pegg	211/1
3,780,703	A	*	12/1973	Boehland, Jr.	119/53
3,783,831	A	*	1/1974	Patliff	119/435
D234,308	S	*	2/1975	Bowley	D30/110
D243,648	S	*	3/1977	Conroy	D7/703
D268,444	S	*	3/1983	Young	D30/117

6,237,538	B1	*	5/2001	Tsengas	119/707
D602,311	S	*	10/2009	Finell	D7/629
D608,059	S	*	1/2010	McNaughton	D30/111
D632,024	S	*	2/2011	Zamarripa	D30/110

OTHER PUBLICATIONS

Interiors; Mar. 1955; pg. 90; purely for the birds.*
House Beautiful; Oct. 194; pg. 155; Jet Age Bird House.*

* cited by examiner

Primary Examiner — Cathy A MacCormac

(74) *Attorney, Agent, or Firm* — Samantha A. Updegraff;
Peacock Myers, P.C.

(57) **CLAIM**

The ornamental design for the bird house, as shown and
described.

DESCRIPTION

FIG. 1 is a perspective view of a bird house showing my new
design;

FIG. 2 is a front view of a bird house;

FIG. 3 is a back view of a bird house;

FIG. 4 is a left side view of a bird house;

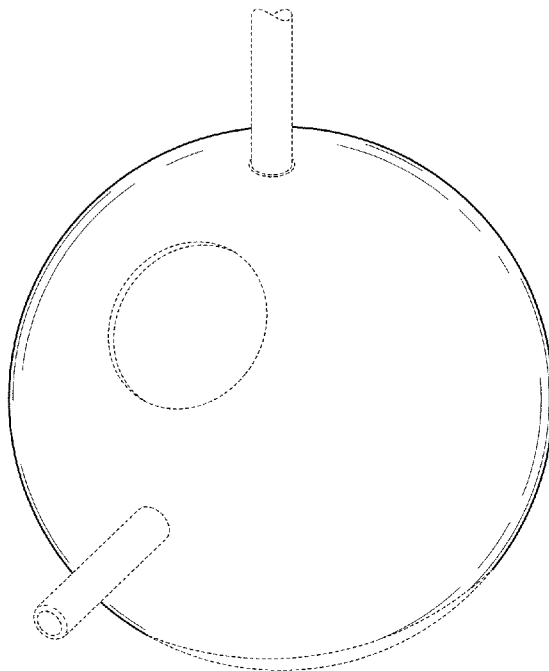
FIG. 5 is a right side view of a bird house;

FIG. 6 is a top view of a bird house; and,

FIG. 7 is a bottom view of a bird house.

The broken line showing of the hanger, perch, opening, and
bottom closure are for the purpose of illustrating the environ-
ment and boundary related to the claimed design and forms no
part of the claimed design.

1 Claim, 4 Drawing Sheets



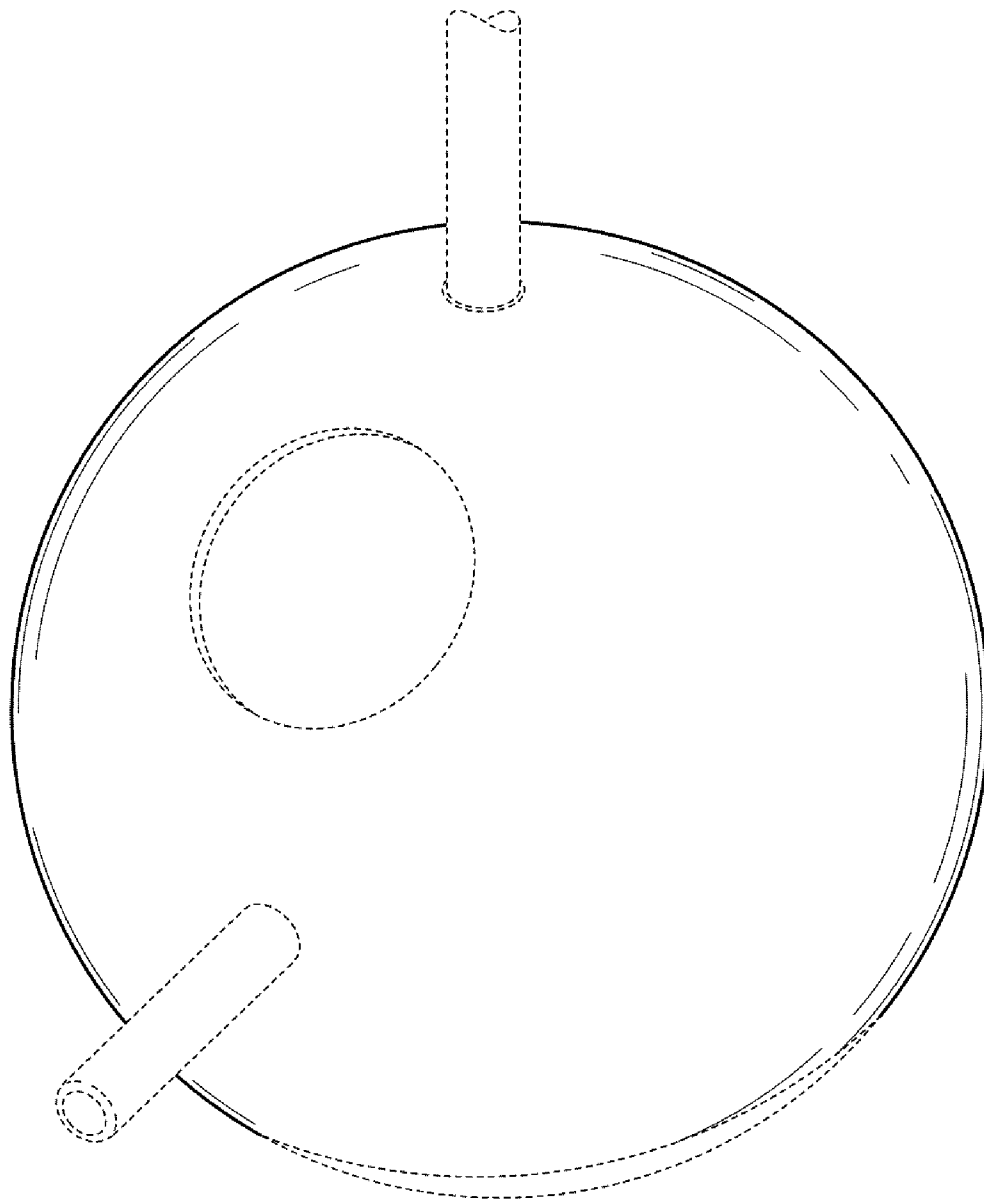


FIG. 1

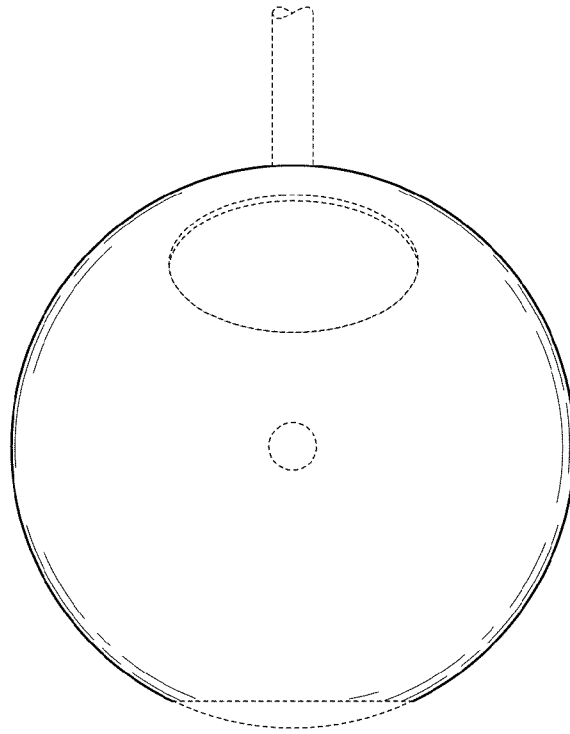


FIG. 2

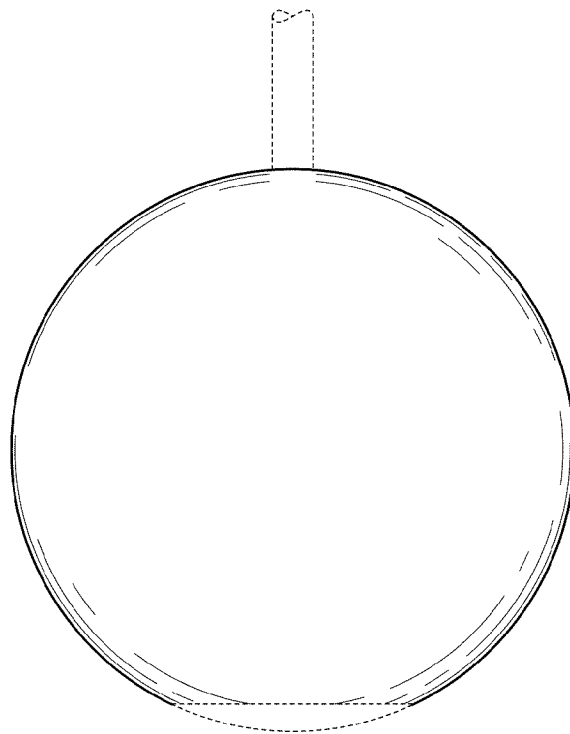


FIG. 3

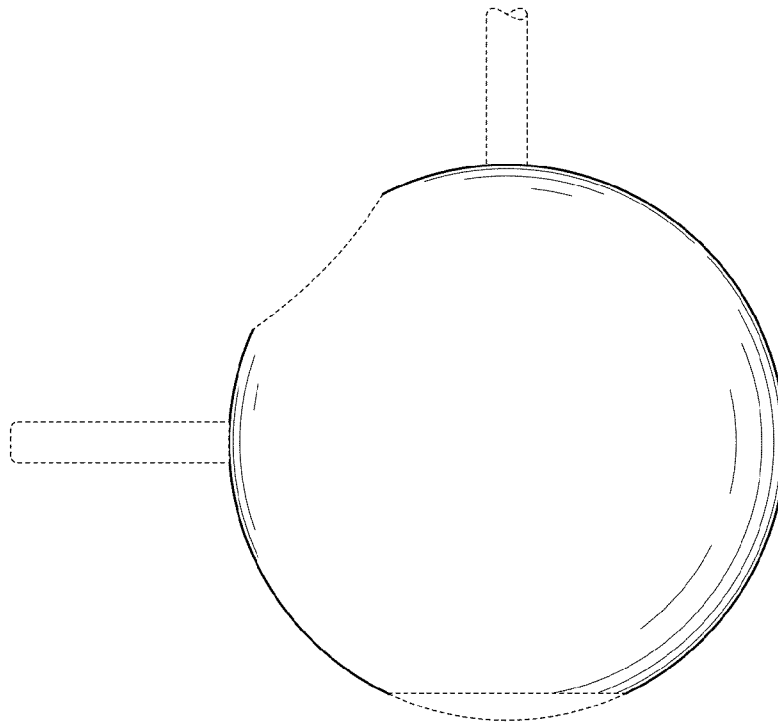


FIG. 4

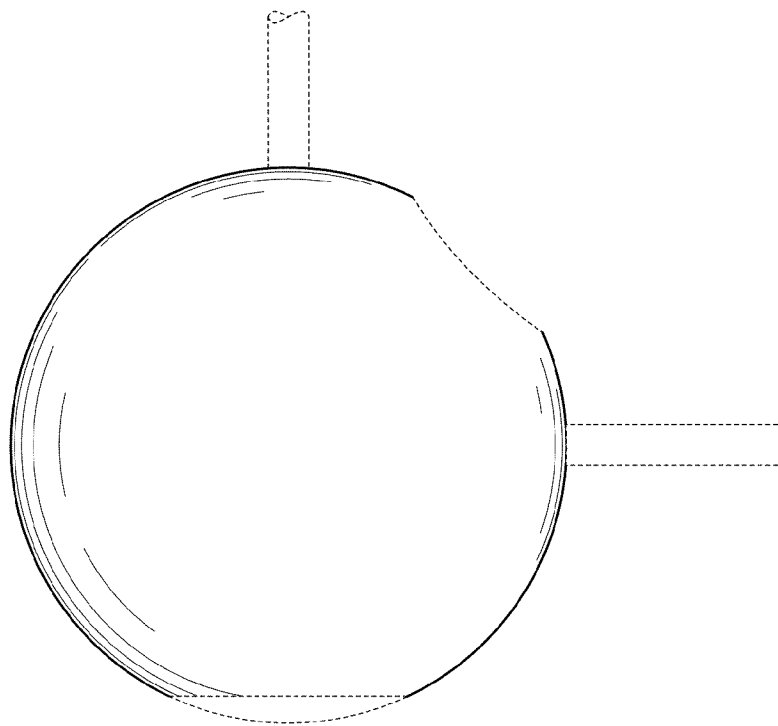


FIG. 5

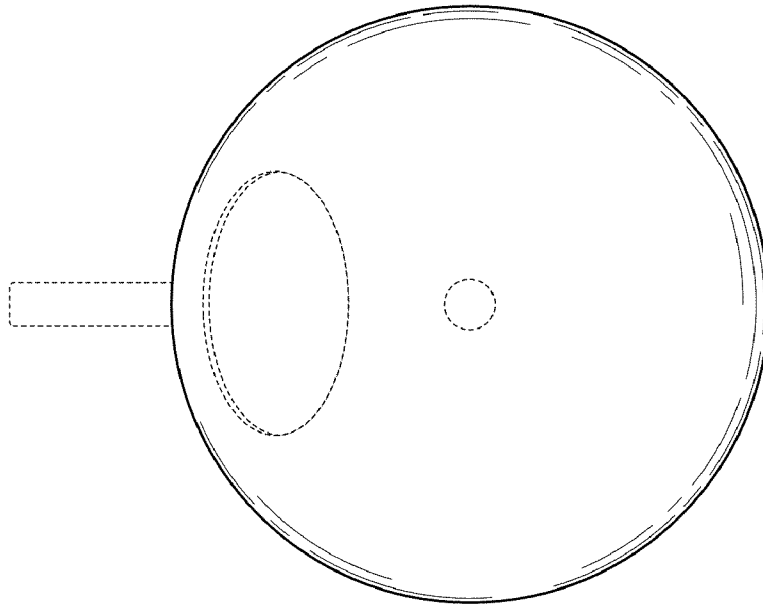


FIG. 6

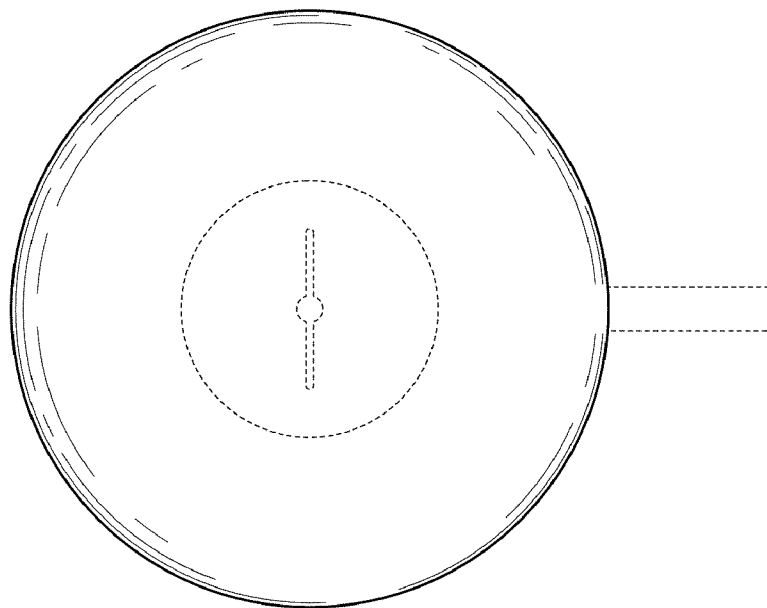


FIG. 7