



US00D629600S

(12) **United States Design Patent**
Mandalia

(10) **Patent No.:** **US D629,600 S**

(45) **Date of Patent:** **** Dec. 28, 2010**

(54) **SHOE HEEL CLIP**

D362,928 S * 10/1995 Redden D30/157

5,483,704 A * 1/1996 Filipiak 2/336

6,209,141 B1 4/2001 Adeli

6,618,862 B1 9/2003 Bunjes

(76) Inventor: **Neetan Mandalia**, 1807 Moor Pl.,
Alamogordo, NM (US) 88310

(**) Term: **14 Years**

(21) Appl. No.: **29/343,364**

(Continued)

(22) Filed: **Sep. 11, 2009**

FOREIGN PATENT DOCUMENTS

FR 2756149 5/1998

(51) **LOC (9) Cl.** **02-07**

(52) **U.S. Cl.** **D2/976**

(58) **Field of Classification Search** D2/929,
D2/930, 935, 946, 976, 978; D11/200, 215,
D11/78.1; 2/23, 232; 24/67.3, 67.9, 67.11,
24/72.1, 335; 36/70 R, 71.5, 72 B, 73
See application file for complete search history.

(Continued)

Primary Examiner—Stella M Reid
Assistant Examiner—Keli L Hill
(74) *Attorney, Agent, or Firm*—Samantha A. Updegraff;
Peacock Myers, P.C.

(56) **References Cited**

U.S. PATENT DOCUMENTS

241,101 A *	5/1881	Watson	36/70 R
309,116 A *	12/1884	Wenzel	36/70 R
346,652 A	8/1886	Hanan		
383,500 A	5/1888	Stewart		
397,703 A *	2/1889	Diamond et al.	36/70 R
397,704 A	2/1889	Diamond et al.		
444,176 A *	1/1891	Coggeshall	36/70 R
450,809 A *	4/1891	Hicks	36/70 R
562,150 A *	6/1896	Newton	24/72.1
567,254 A	9/1896	Pritchard		
573,784 A *	12/1896	Holloway	24/547
586,666 A	7/1897	Neuendorff		
668,051 A	2/1901	Puffer		
719,462 A *	2/1903	Gysling	24/559
771,021 A	9/1904	Lux		
806,579 A	12/1905	Schakel		
898,503 A *	9/1908	Plummer	24/299
927,017 A	7/1909	Young		
1,005,401 A	10/1911	Young		
D104,269 S *	4/1937	Kuleff	D2/961
5,035,070 A	7/1991	Gray		
D323,734 S *	2/1992	Haines	D2/976

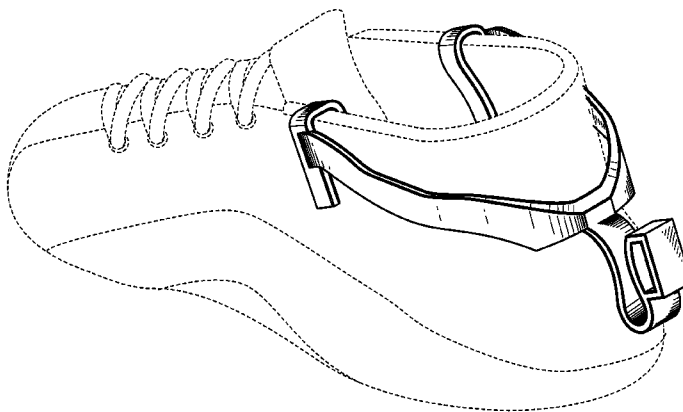
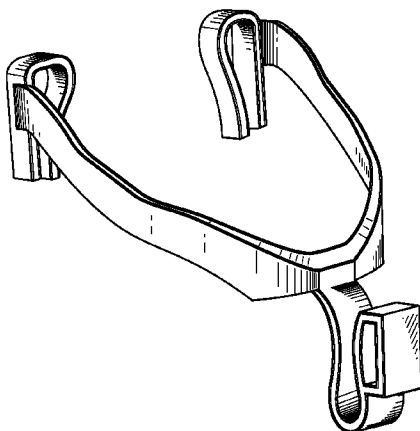
(57) **CLAIM**

The ornamental design for the shoe heel clip, as shown and described.

DESCRIPTION

FIG. 1 is a perspective view of a shoe heel clip;
FIG. 2 is a front view of a shoe heel clip;
FIG. 3 is a back view of a shoe heel clip;
FIG. 4 is a left side view of a shoe heel clip;
FIG. 5 is a right side view of a shoe heel clip;
FIG. 6 is a top view of a shoe heel clip;
FIG. 7 is a bottom view of a shoe heel clip; and,
FIG. 8 is a perspective view of a shoe heel clip that is clipped to a shoe.

1 Claim, 6 Drawing Sheets



US D629,600 S

Page 2

U.S. PATENT DOCUMENTS

6,701,582 B1 3/2004 Milburn
7,032,275 B2 4/2006 Nelson et al.
7,132,144 B2 11/2006 Roberts
D536,516 S 2/2007 Sanders
7,272,862 B1 9/2007 Ellington
D554,330 S * 11/2007 White D2/946
D613,911 S * 4/2010 Hauck-Hasmatiali D30/157
2006/0213036 A1 * 9/2006 Flowers et al. 24/72.1
2007/0277292 A1 12/2007 Lambert

2008/0083136 A1 4/2008 McNeely
2008/0115259 A1 5/2008 Wells
2008/0289225 A1 11/2008 Ali et al.
2009/0199439 A1 8/2009 Lamb
2009/0260262 A1 10/2009 Munoz

FOREIGN PATENT DOCUMENTS

WO WO-2007-0144907 12/2007

* cited by examiner

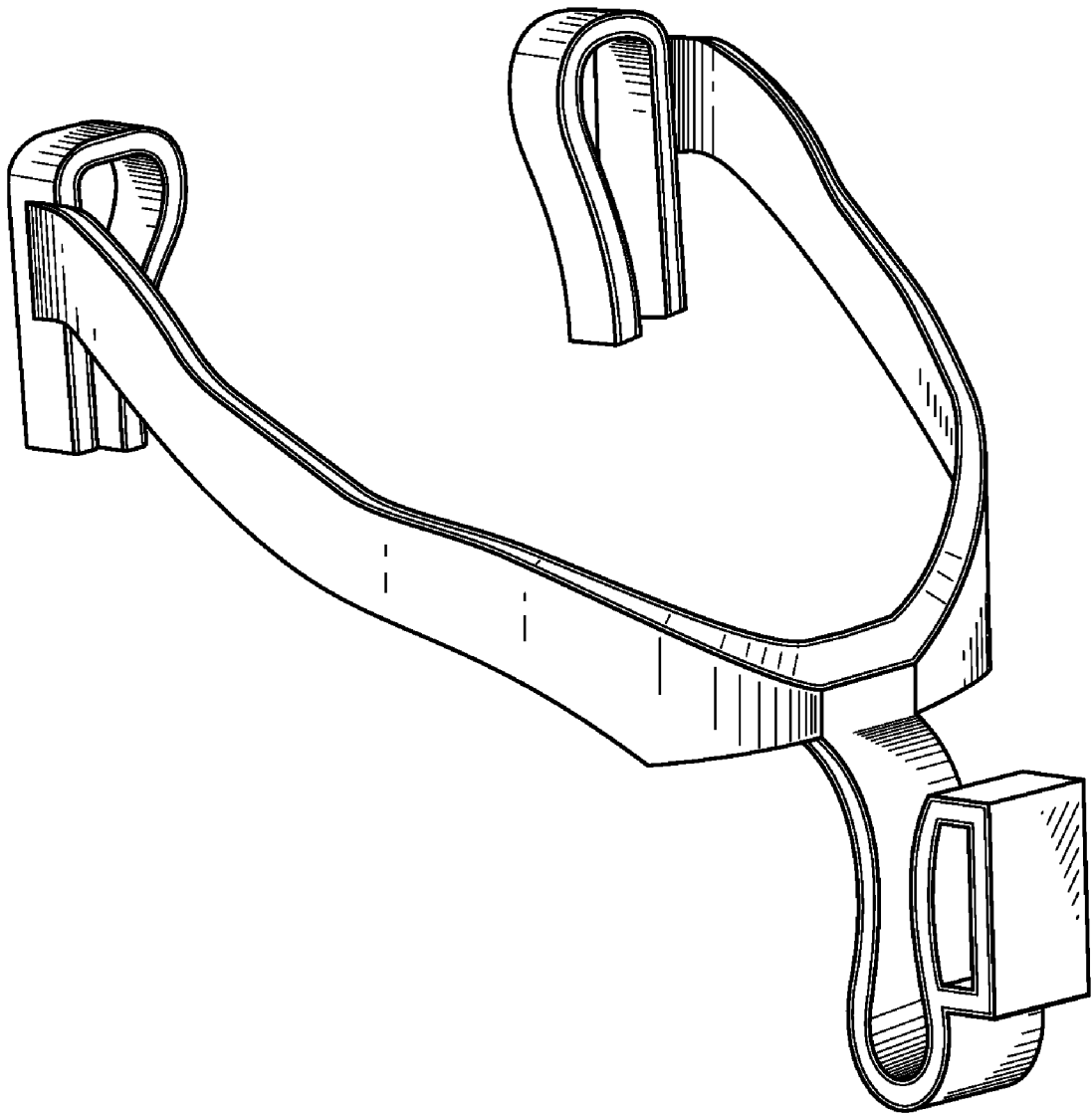


FIG. 1

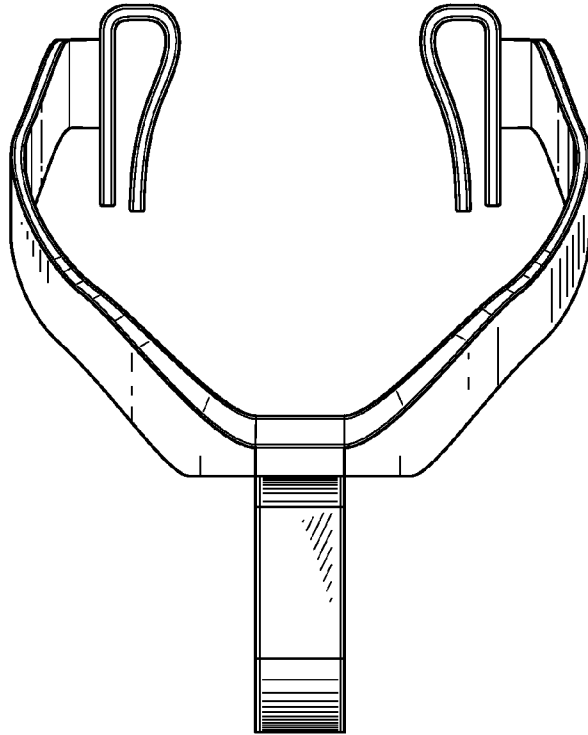


FIG. 2

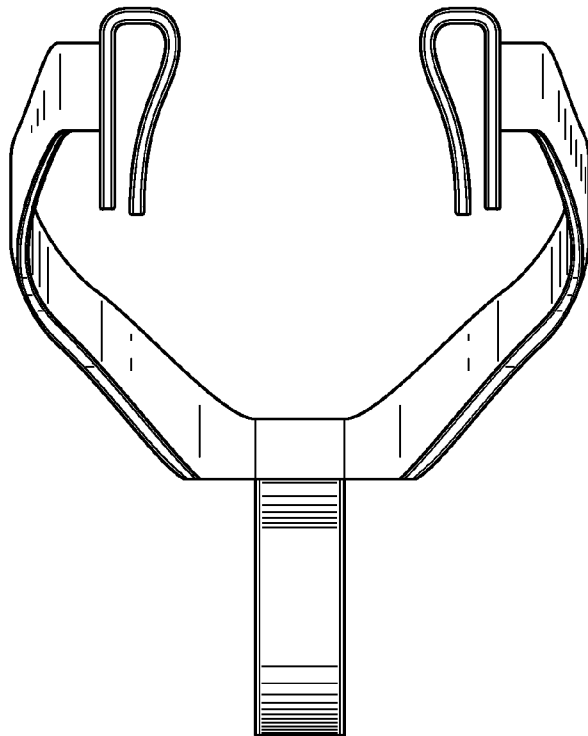


FIG. 3

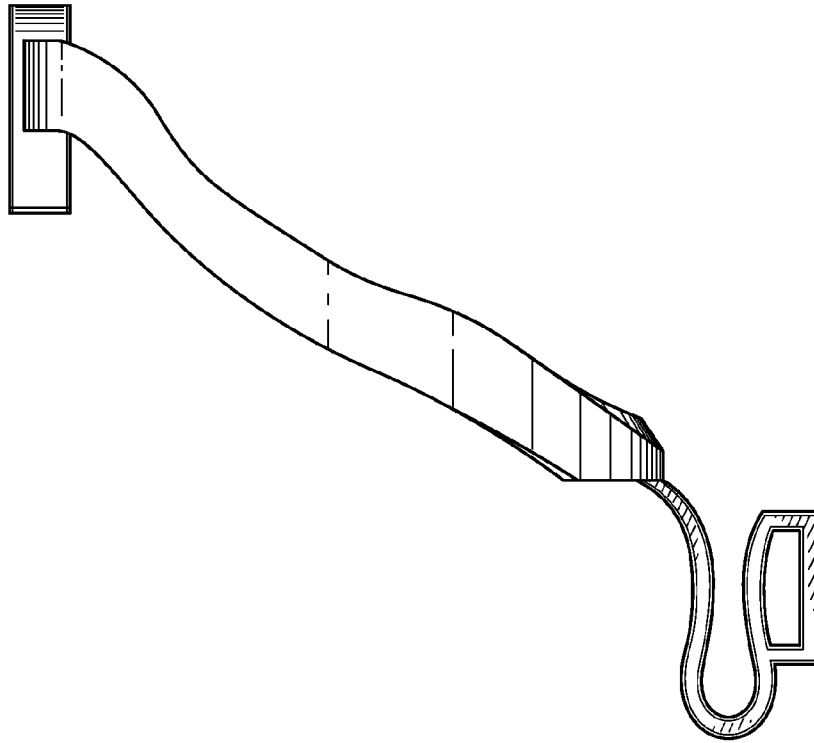


FIG. 4

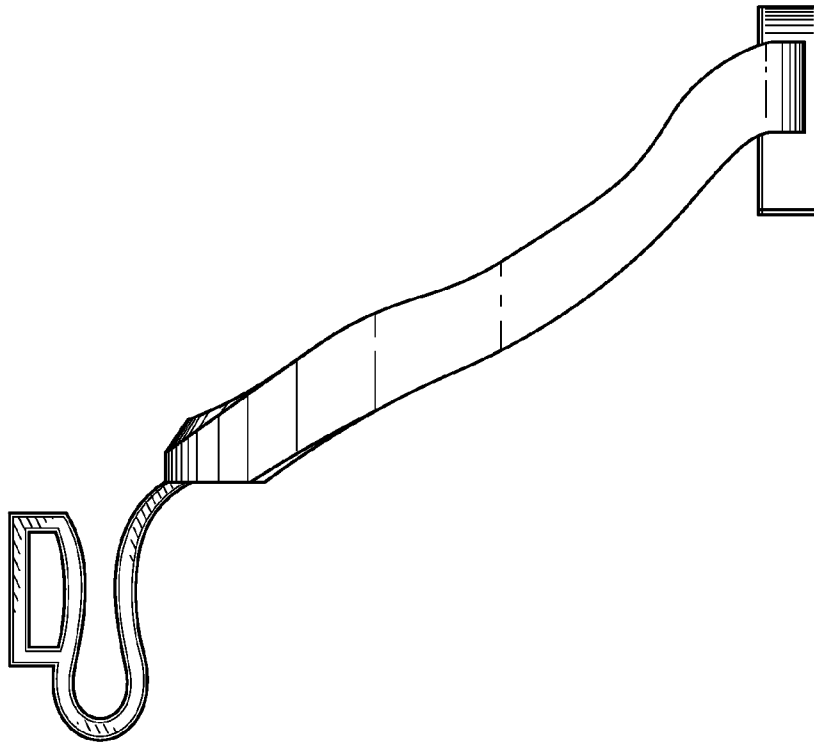


FIG. 5

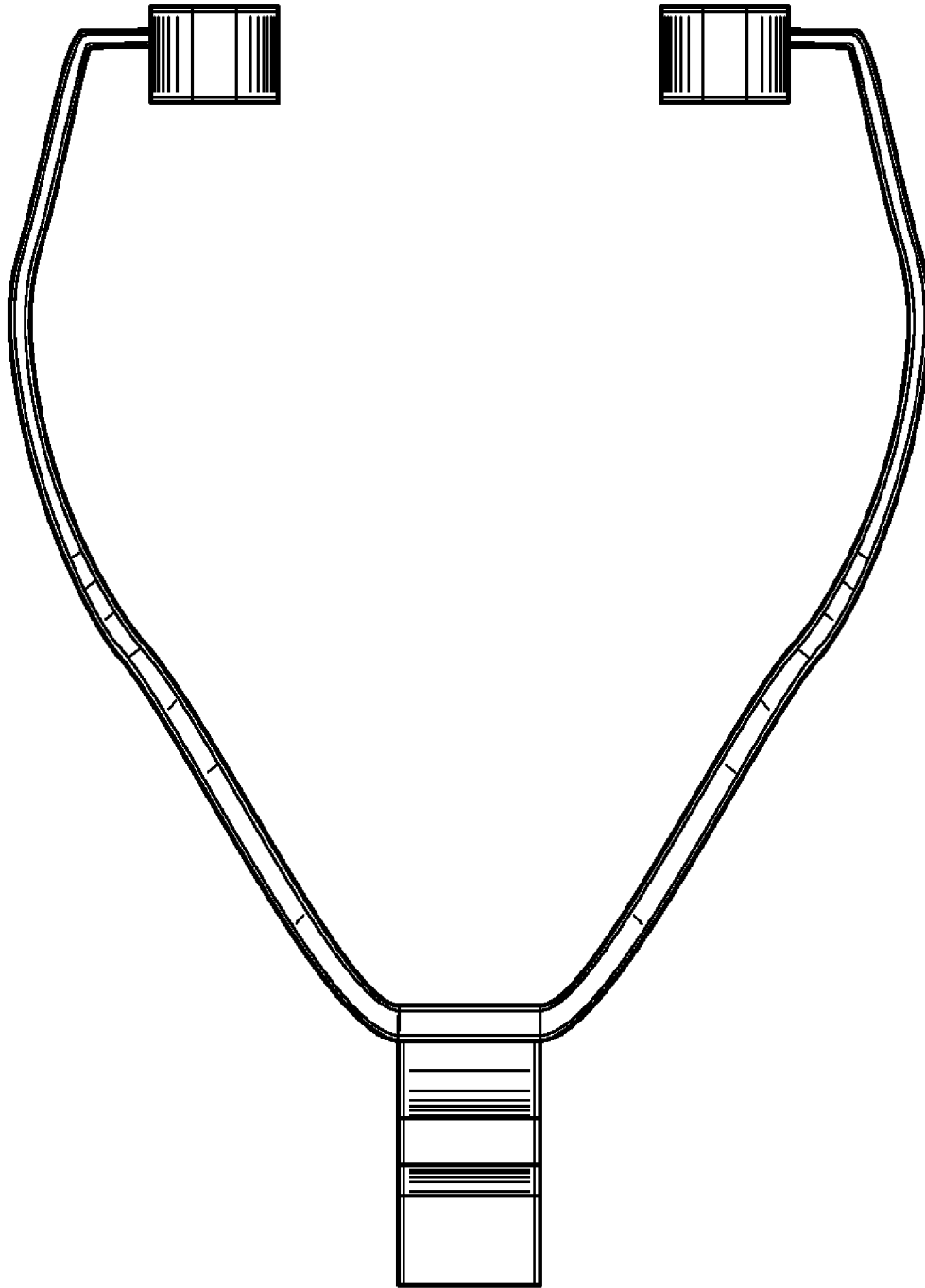


FIG. 6




FIG. 7

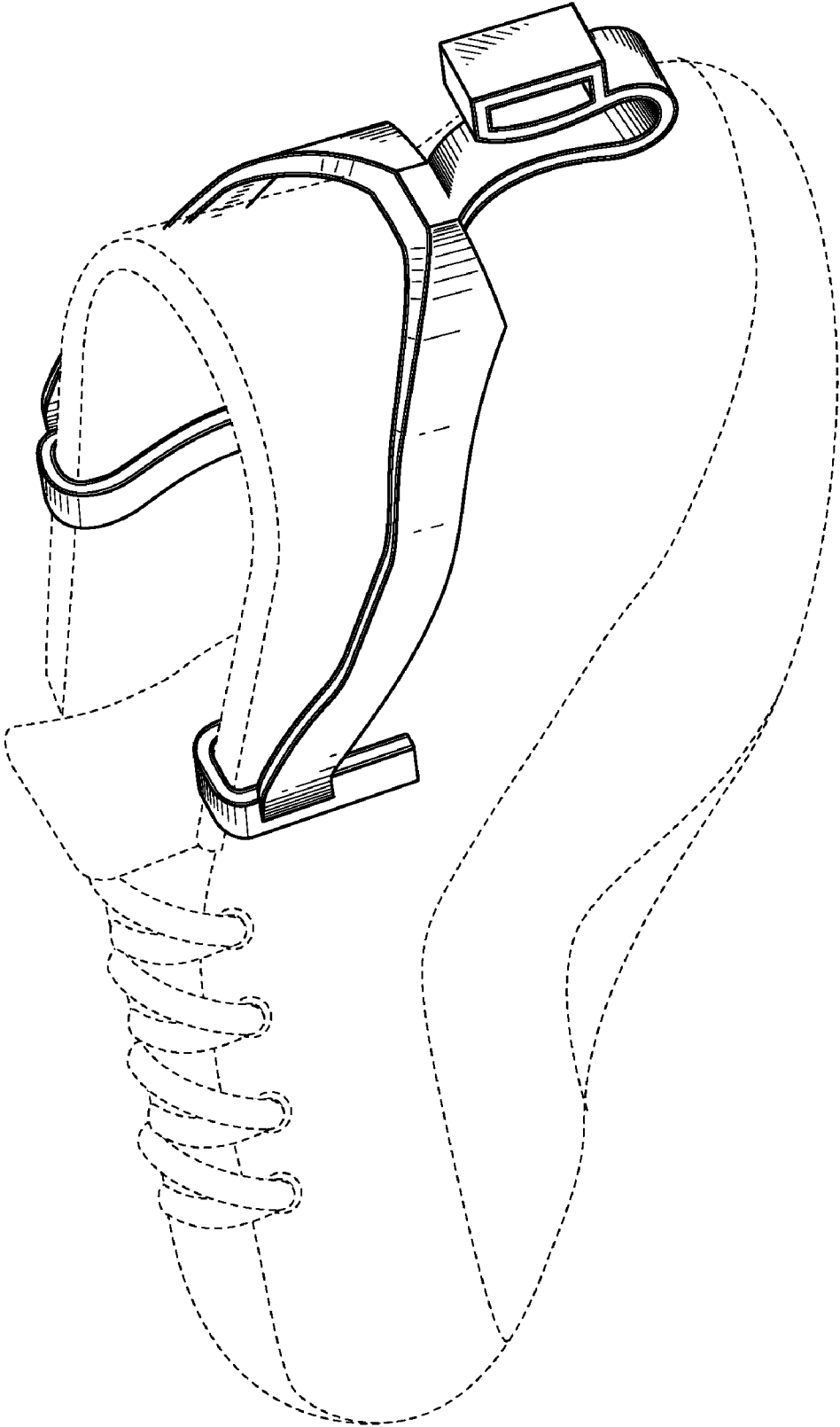


FIG. 8