



US00D522718S

(12) **United States Design Patent**  
**Rieder**

(10) **Patent No.:** **US D522,718 S**

(45) **Date of Patent:** **\*\* Jun. 13, 2006**

(54) **RIDING PANTS**

(75) Inventor: **Colleen Rieder**, Los Lunas, NM (US)

(73) Assignee: **JBR Equestrian, LLC**, Los Lunas, NM (US)

(\*\*) Term: **14 Years**

(21) Appl. No.: **29/201,322**

(22) Filed: **Mar. 12, 2004**

**Related U.S. Application Data**

(63) Continuation-in-part of application No. 29/199,948, filed on Feb. 20, 2004, now abandoned.

(51) **LOC (8) Cl.** ..... **02-02**

(52) **U.S. Cl.** ..... **D2/742**

(58) **Field of Classification Search** ..... D2/742,  
D2/743, 744, 745, 860; 2/69, 79, 80, 81,  
2/227, 234, 235–238, 919, 911

See application file for complete search history.

(56) **References Cited**

**U.S. PATENT DOCUMENTS**

331,959 A	*	12/1885	Goldsmith	.....	2/227
D262,325 S	*	12/1981	Miller et al.	.....	D2/742
D273,434 S	*	4/1984	Galbreath	.....	D2/742
4,604,761 A	*	8/1986	Wright	.....	2/227
D293,617 S	*	1/1988	Barrett	.....	D2/742
4,843,654 A	*	7/1989	March	.....	2/227
D331,757 S	*	12/1992	Biala	.....	D14/143
D338,772 S	*	8/1993	Sauls	.....	D2/742
D359,609 S	*	6/1995	Deslippe	.....	D2/742
5,551,091 A	*	9/1996	Tyndall	.....	2/227
D375,824 S	*	11/1996	Volpati	.....	D2/742
D376,680 S	*	12/1996	Volpati	.....	D2/742

D381,789 S	*	8/1997	Katz	.....	D2/742
D391,739 S	*	3/1998	Volpati	.....	D2/742
D411,907 S	*	7/1999	Kling	.....	D2/742
D420,492 S	*	2/2000	Tannenbaum	.....	D2/860
D467,705 S	*	12/2002	Leflet et al.	.....	D2/742
D469,241 S	*	1/2003	Moore	.....	D2/860
D469,596 S	*	2/2003	Schneider	.....	D2/860

\* cited by examiner

*Primary Examiner*—Ian Simmons

*Assistant Examiner*—Melanie Levy

(74) *Attorney, Agent, or Firm*—Deborah A. Peacock; Vidal A. Oaxaca; Peacock Myers, P.C.

(57) **CLAIM**

The ornamental design for riding pants, as shown and described.

**DESCRIPTION**

FIG. 1 is a front elevational view of riding pants embodying my new design;

FIG. 2 is a partial left-side elevational view thereof;

FIG. 3 is a rear elevational view thereof;

FIG. 4 is a left-side elevational view thereof;

FIG. 5 is a right-side elevational view of the riding pants showing my new design thereof;

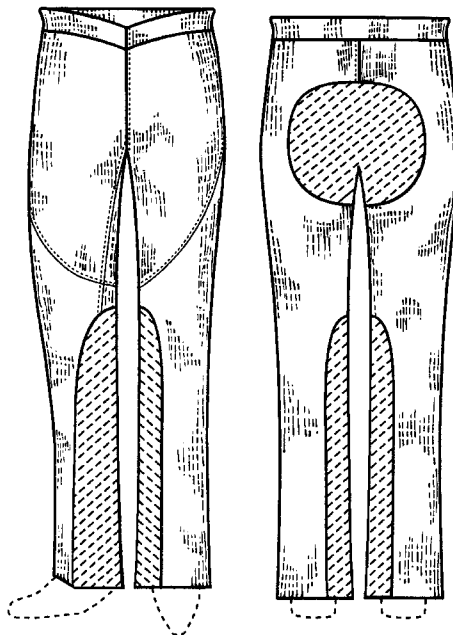
FIG. 6 is a partial right-side elevational view thereof; and, FIG. 7 is a partial rear elevational view.

The broken line showing of the boots, inside leg panels, and derriere is for illustrative purposes only and forms no part of the claimed design.

The dotted lines are understood to represent stitching.

It is understood that the pattern in the areas outside of the broken hatched areas repeats over the entire surface of those areas.

**1 Claim, 7 Drawing Sheets**



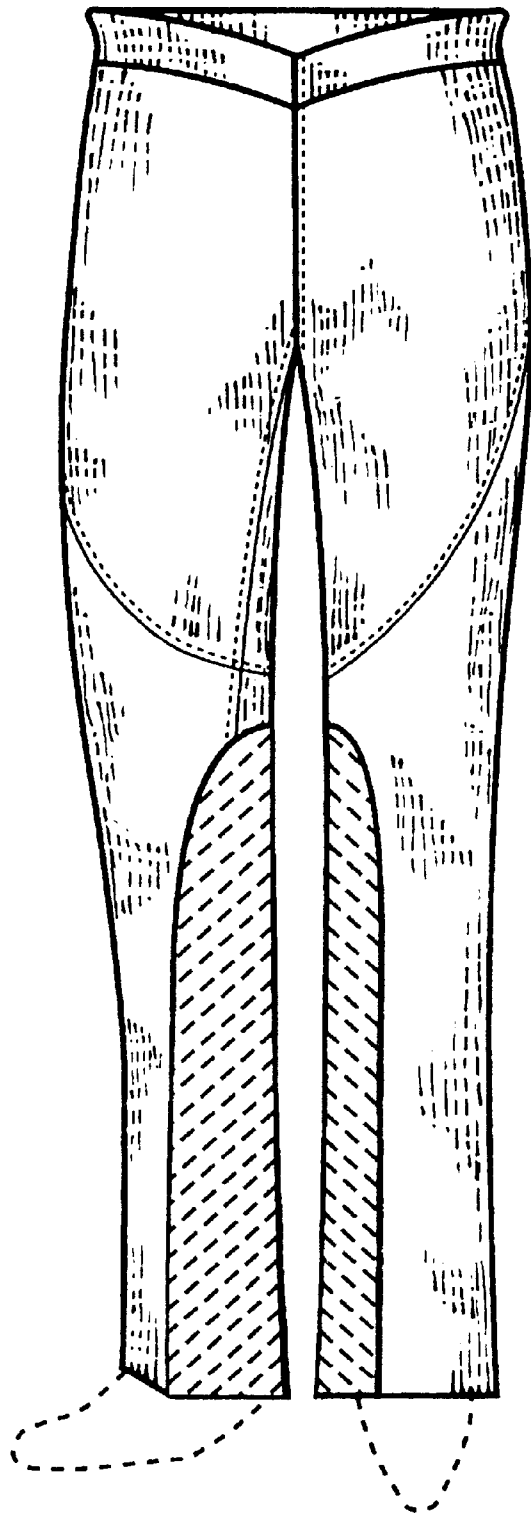


FIG-1

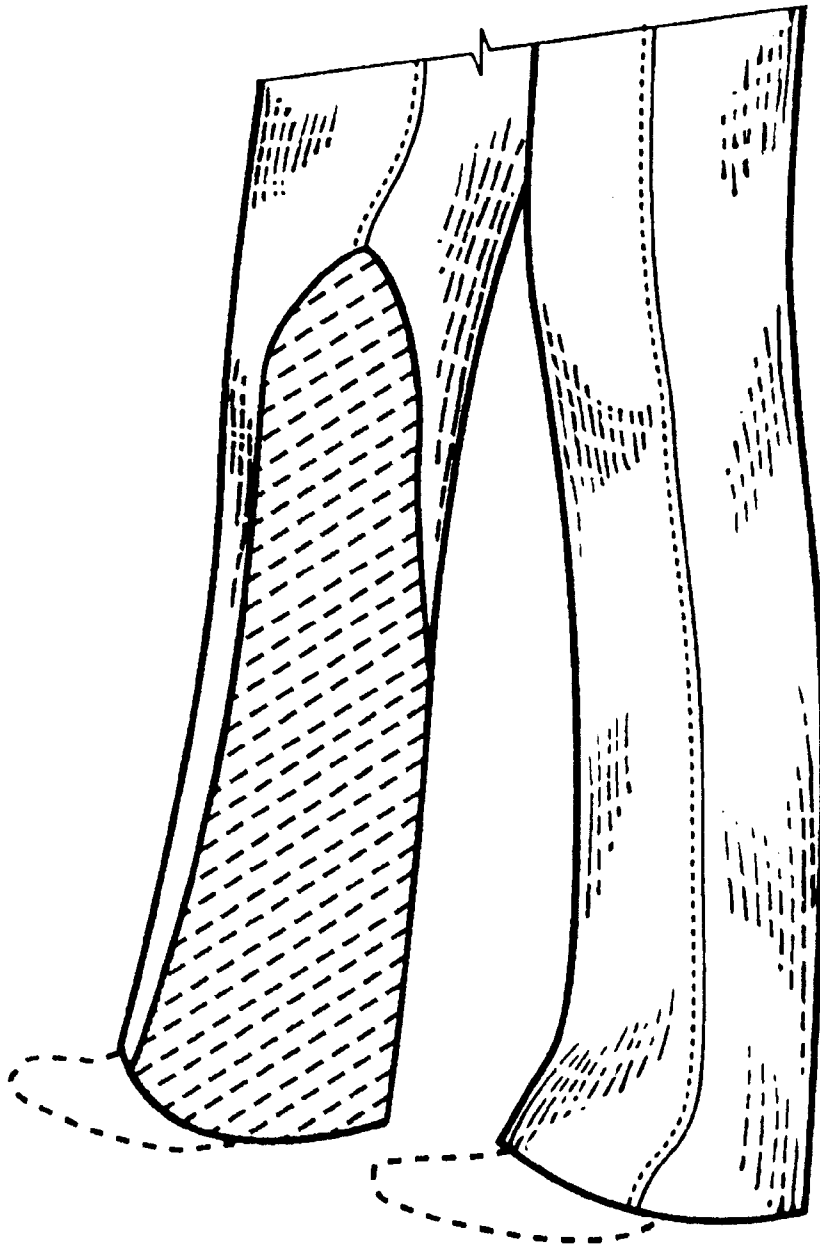


FIG-2

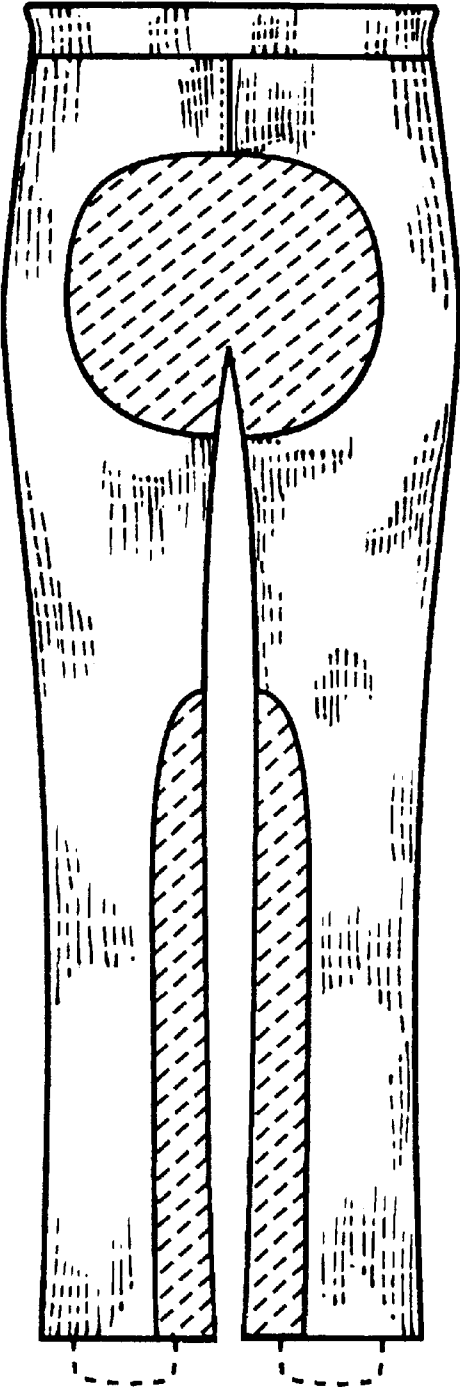


FIG-3

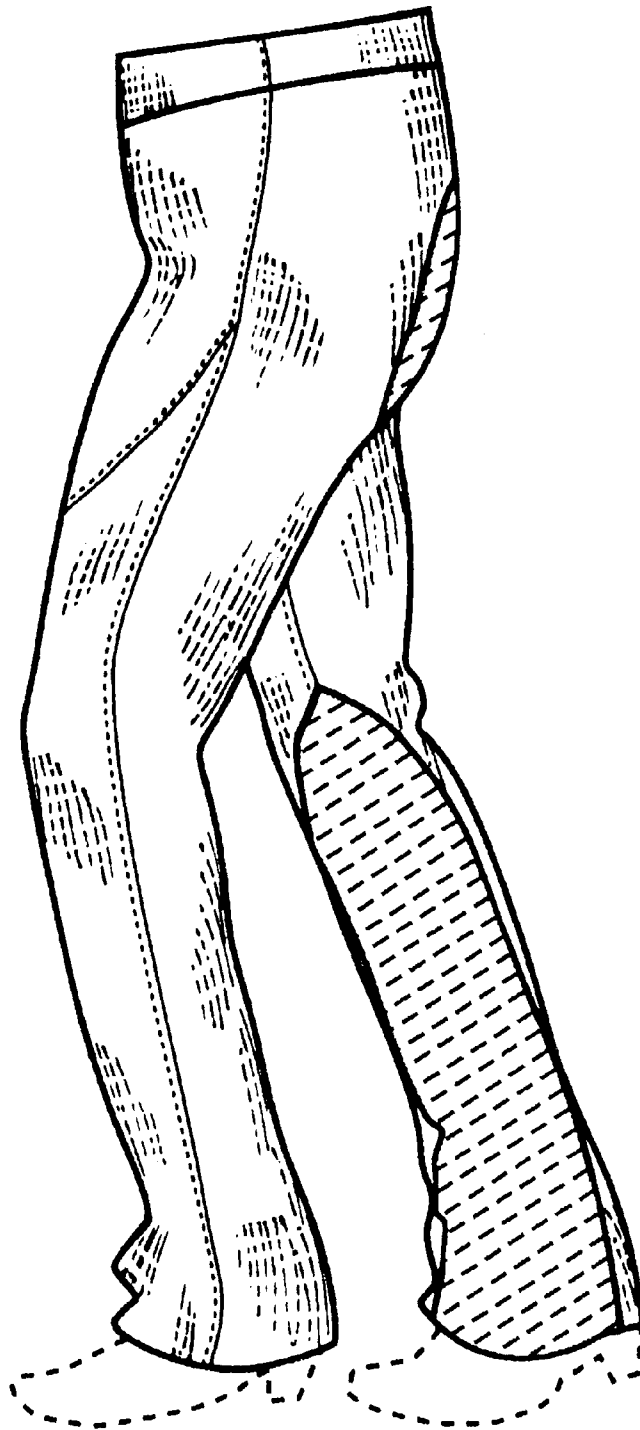


FIG-4

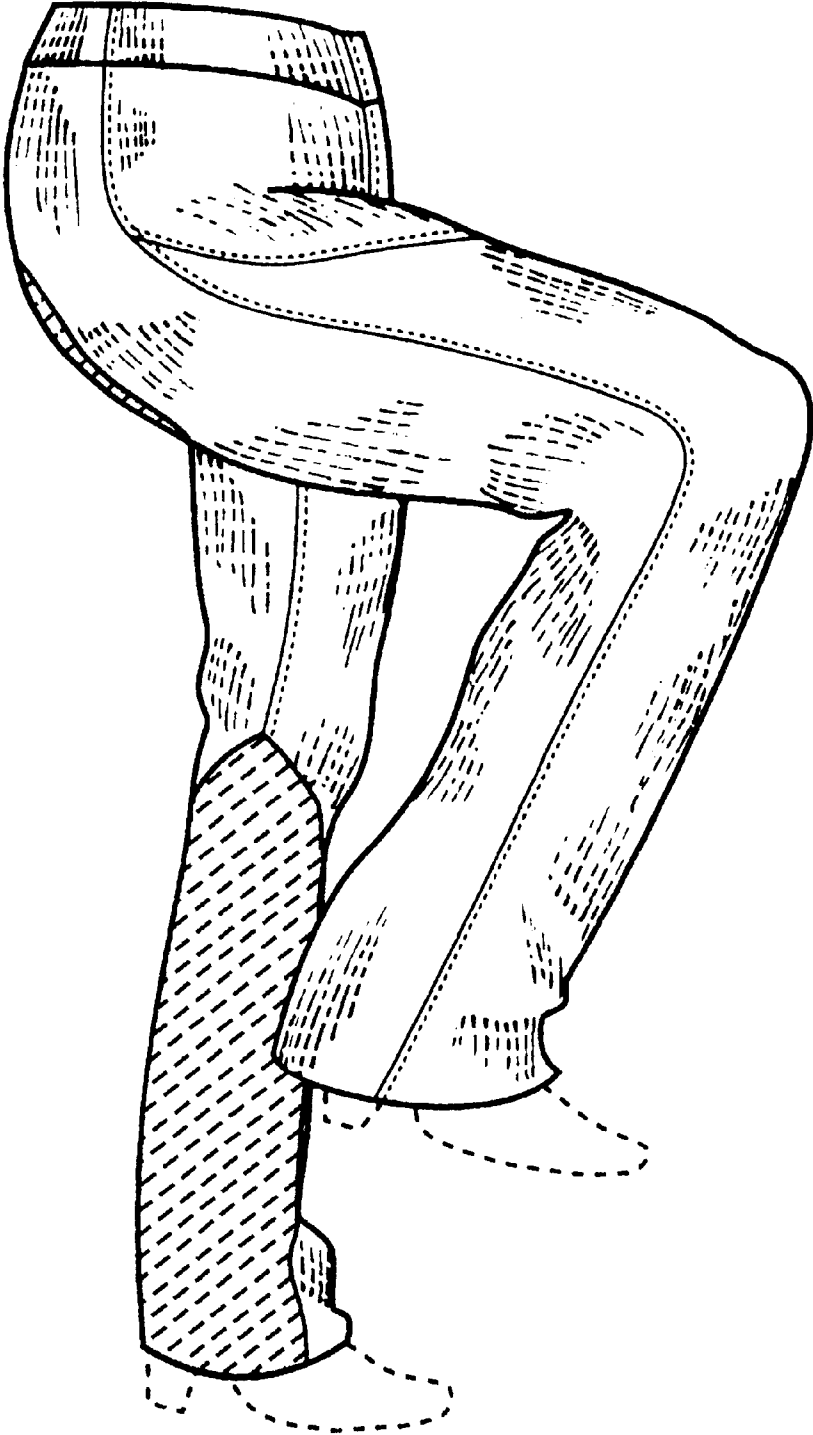


FIG-5

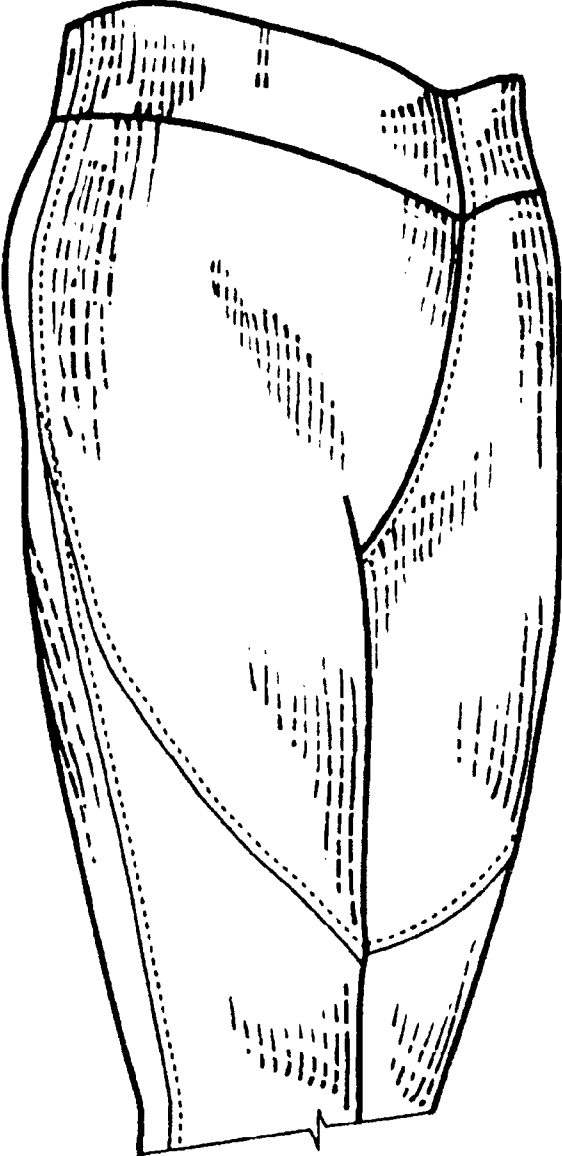


FIG-6

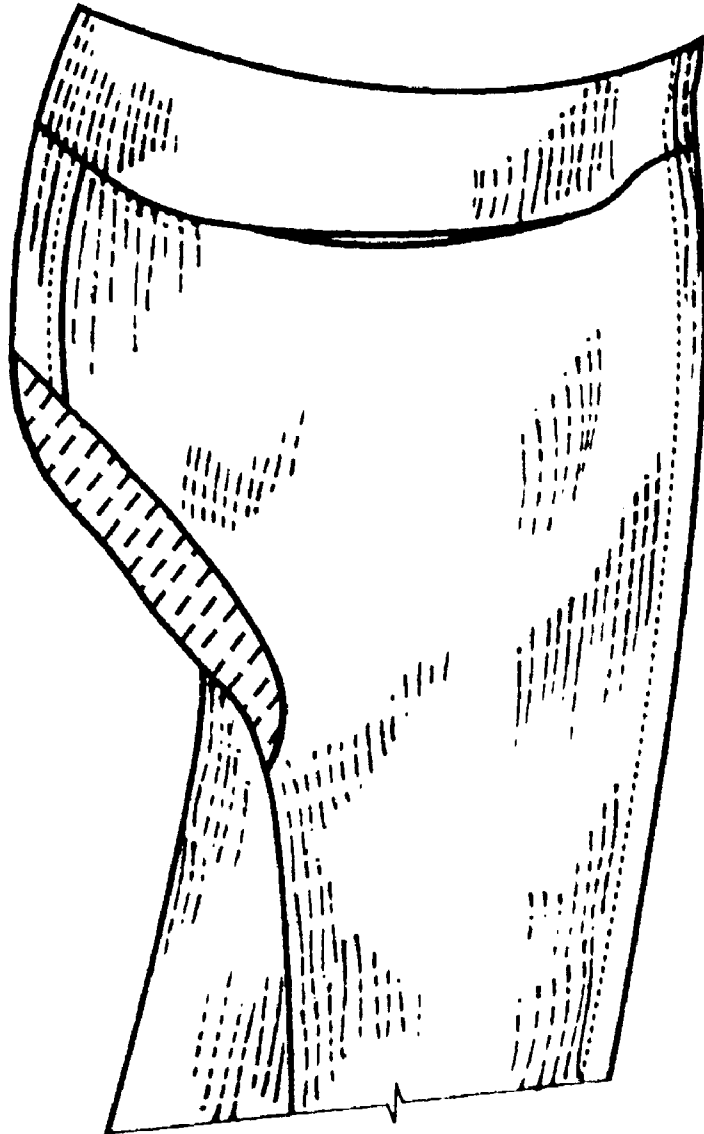


FIG-7