



US00D509928S

(12) **United States Design Patent** (10) **Patent No.:** **US D509,928 S**
Barnoski (45) **Date of Patent:** **** Sep. 20, 2005**

(54) **FOOTBALL HELMET** 6,446,270 B1 * 9/2002 Durr 2/412
D465,067 S * 10/2002 Ide et al. D29/106

(76) Inventor: **Lee Barnoski**, 600 State Road 76,
Espanola, NM (US) 87532

* cited by examiner

(**) Term: **14 Years**

Primary Examiner—Ruth McInroy
(74) *Attorney, Agent, or Firm*—Rod D. Baker; Peacock
Myers, P.C.

(21) Appl. No.: **29/201,276**

(22) Filed: **Mar. 12, 2004**

(57) **CLAIM**

(51) **LOC (8) Cl.** **29-02**

The ornamental design for a football helmet, as shown and
described.

(52) **U.S. Cl.** **D29/107**

(58) **Field of Search** D29/102–111,
D29/122; 2/455, 6.3, 6.7, 410–414, 418,
421, 423–427, 452, 431, 9–10, 909, DIG. 11,
171, 181, 181.6

DESCRIPTION

(56) **References Cited**

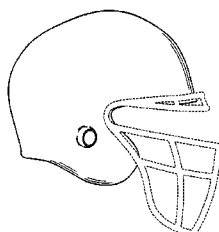
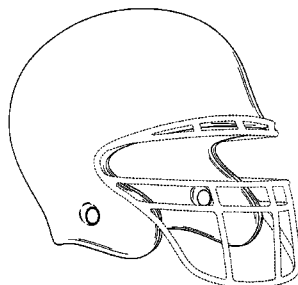
U.S. PATENT DOCUMENTS

D216,071 S	*	11/1969	Kamata	D29/106
D272,960 S	*	3/1984	Vinson	D29/107
D324,115 S	*	2/1992	Brooks	D29/107
D332,507 S	*	1/1993	Anderson et al.	D29/106
5,477,565 A	*	12/1995	Hunt, Jr.	2/423
5,546,609 A	*	8/1996	Rush, III	2/413
D408,236 S	*	4/1999	Rennick	D8/38
6,321,386 B1	*	11/2001	Monica	2/7

FIG. 1 is a right side perspective view of the football helmet
embodying my new design;
FIG. 2 is a front elevational view thereof;
FIG. 3 is a rear elevational view thereof;
FIG. 4 is a top plan view thereof;
FIG. 5 is a bottom plan view thereof;
FIG. 6 is a right elevational view thereof; and,
FIG. 7 is a left elevational view thereof.

The face mask shown in broken lines in the figures are for
illustrative purposes only and form no part of the claimed
design.

1 Claim, 4 Drawing Sheets



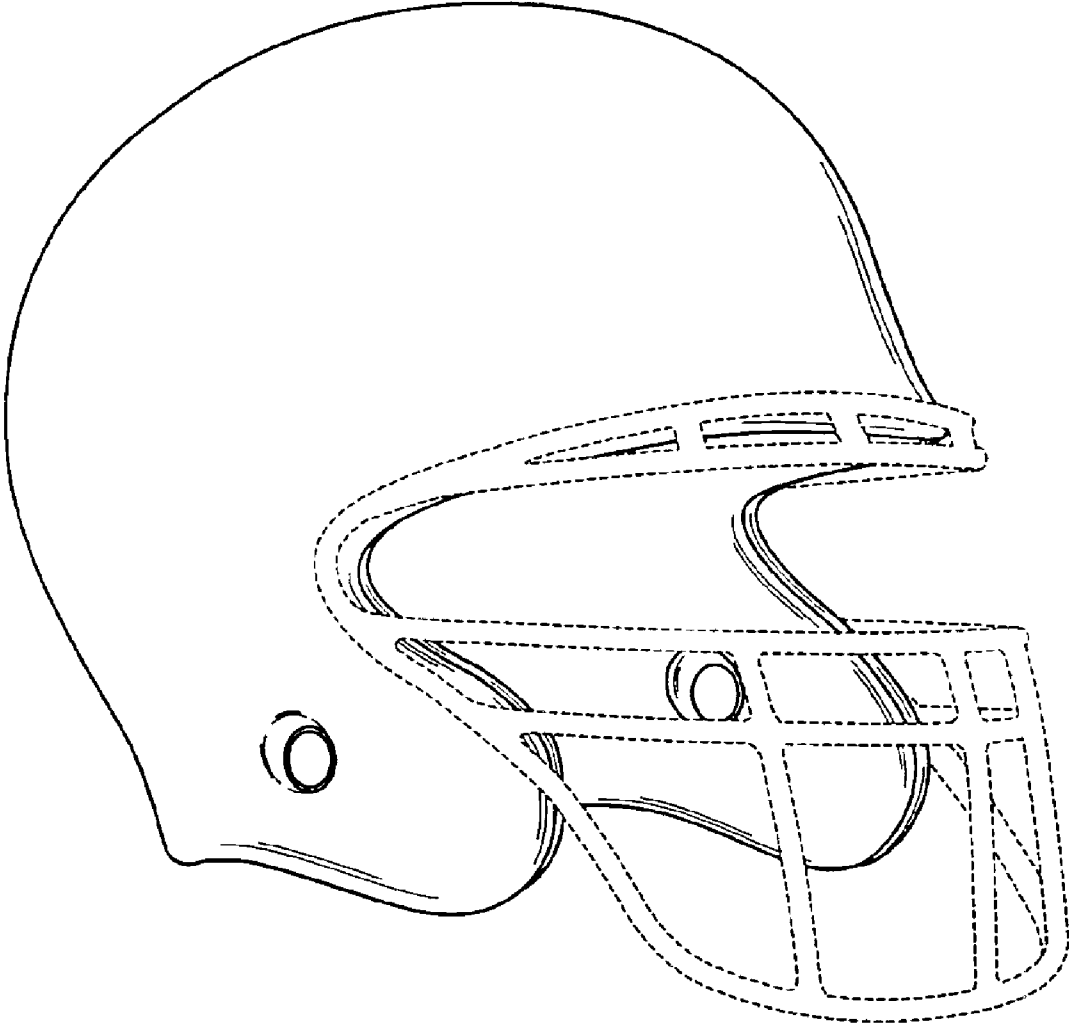


FIG. 1



FIG. 2

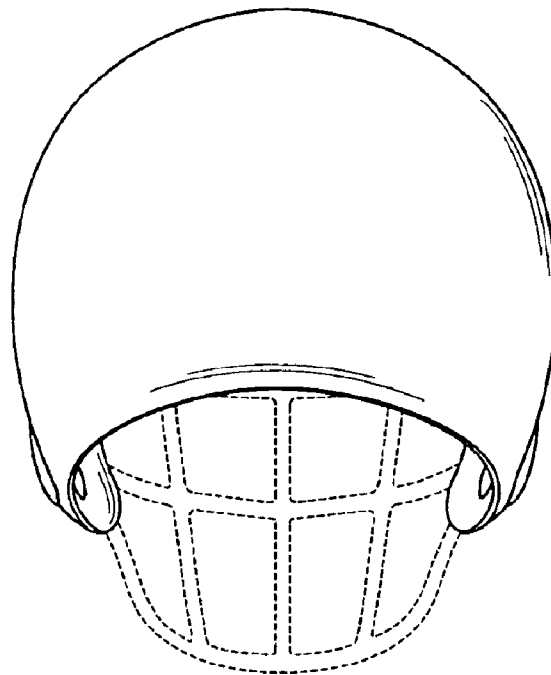


FIG. 3

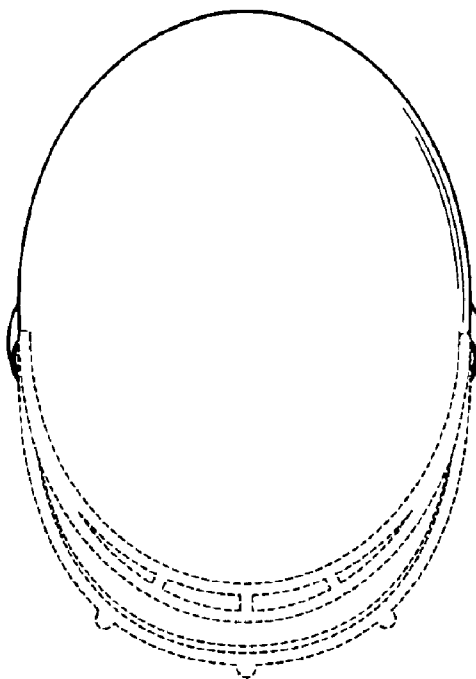


FIG. 4

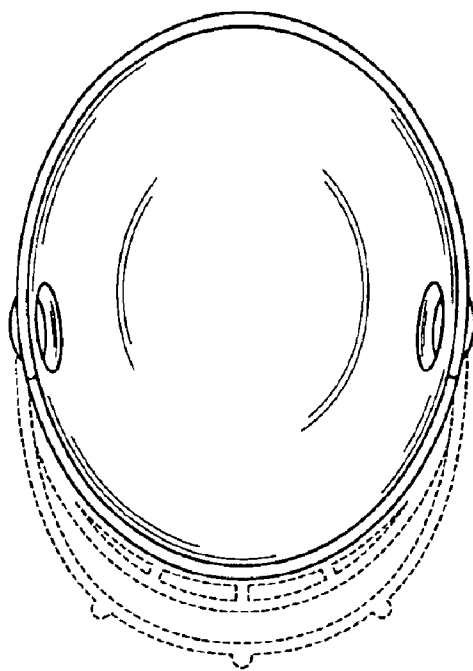


FIG. 5

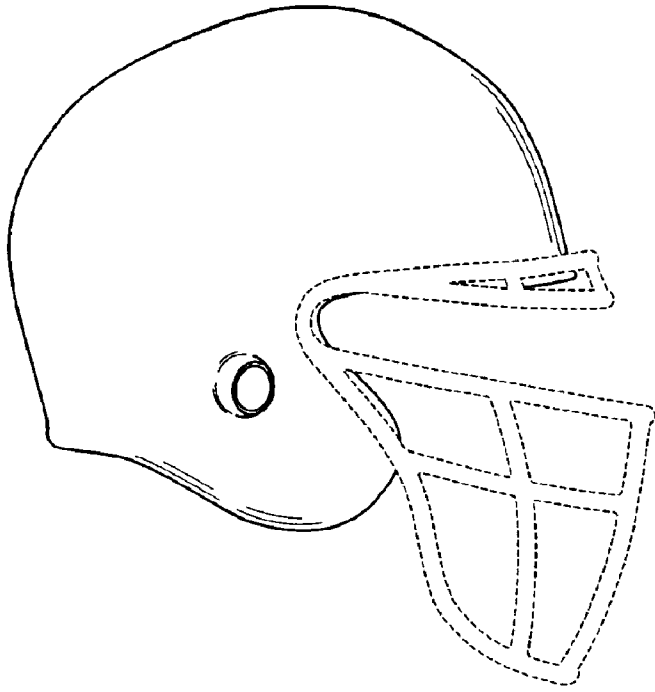


FIG. 6

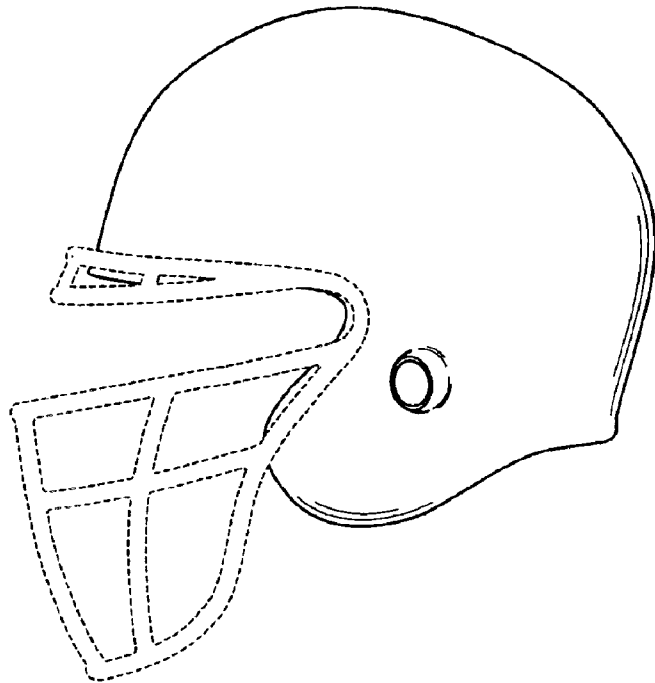


FIG. 7