



US00D499334S

(12) **United States Design Patent** (10) **Patent No.:** **US D499,334 S**
Murray, Jr. (45) **Date of Patent:** **** Dec. 7, 2004**

- (54) **COMBINED BALLOON BOTTLE AND GONDOLA CAP**
- (76) Inventor: **Albert H. Murray, Jr.**, 2129 Hwy. 38, Eagle Nest, NM (US) 87718
- (**) Term: **14 Years**
- (21) Appl. No.: **29/189,902**
- (22) Filed: **Sep. 12, 2003**
- (51) **LOC (7) Cl.** **09-01**
- (52) **U.S. Cl.** **D9/308; D21/440**
- (58) **Field of Search** **D11/157; D21/439-440; D9/307-308; 215/379-383, 400; 220/890**

(56) **References Cited**

U.S. PATENT DOCUMENTS

D21,553 S	5/1892	Bean	
D24,400 S	6/1895	Alexander	
D225,754 S	* 1/1973	Goforth et al. D21/833
4,267,989 A	5/1981	Skaggs	
D329,065 S	* 9/1992	Ng D21/439
D333,266 S	2/1993	Walravens	
D355,624 S	2/1995	Wiegand	
D362,513 S	9/1995	Witcher	
D375,047 S	10/1996	Jivago	
D399,611 S	10/1998	Ericson et al.	
D406,532 S	3/1999	Black	
D439,283 S	* 3/2001	Naranjo D21/440
D459,591 S	7/2002	Fong	

* cited by examiner

Primary Examiner—Sandra L. Morris
(74) Attorney, Agent, or Firm—Stephen A. Slusher; Peacock Myers & Adams, PC

(57) **CLAIM**

The ornamental design for a combined balloon bottle and gondola cap, as shown and described.

DESCRIPTION

A portion of the disclosure of this patent document contains material to which a claim for copyright is made. The copyright owner has no objection to the facsimile reproduction by anyone of the patent document or the patent disclosure, as it appears in the Patent and Trademark Office patent file or records, but reserves all other copyrights whatsoever.

FIG. 1 is a front elevational view of the combined balloon bottle and gondola cap embodying my new design;

FIG. 2 is a front perspective view of the combined bottle and cap;

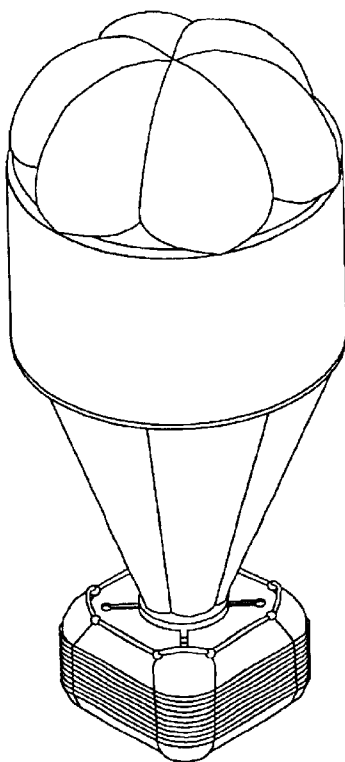
FIG. 3 is a top view of the bottle;

FIG. 4 is a bottom view of the bottle and cap;

FIG. 5 is a front elevation view of the bottle without the cap, the rear, left side and right side being identical except for the conventional screw threading on the bottle neck; and,

FIG. 6 is a front elevation view of the cap without the bottle, the rear, left side and right side being identical except for the conventional screw threading on the interior of the cap.

1 Claim, 2 Drawing Sheets



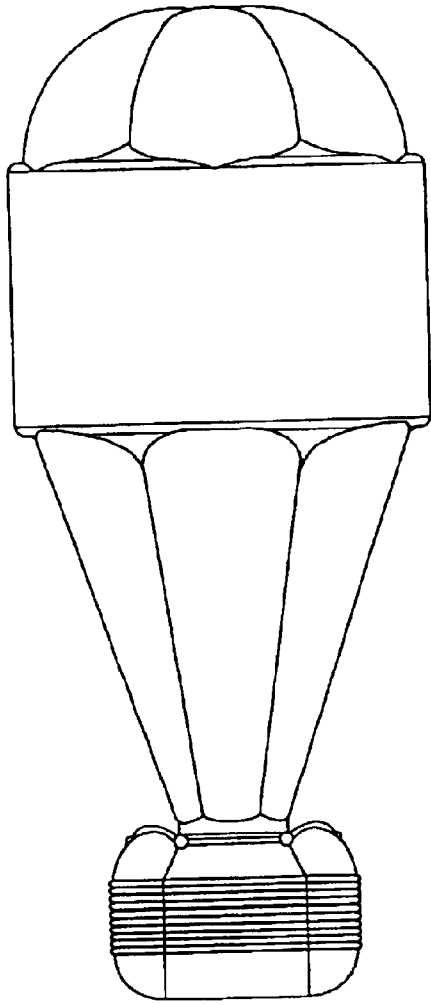


Fig. 1

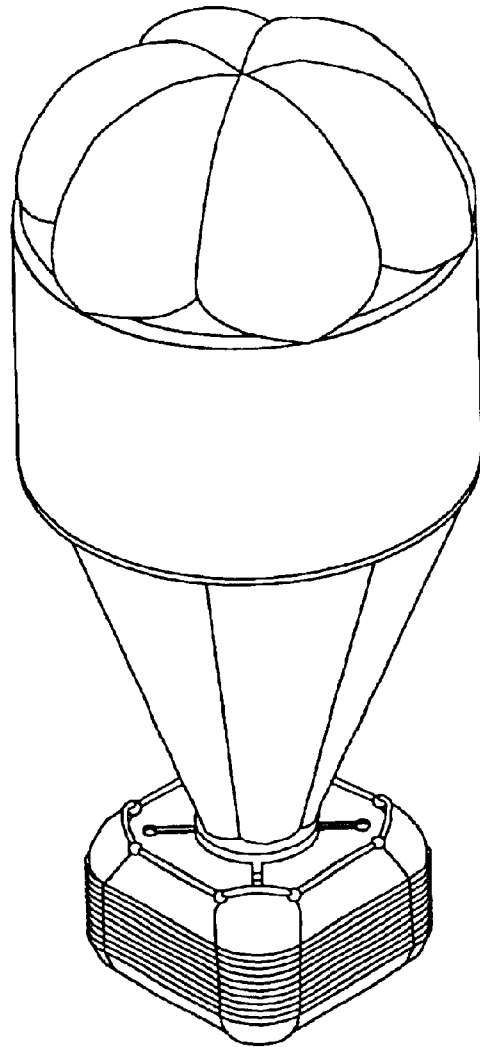


Fig. 2

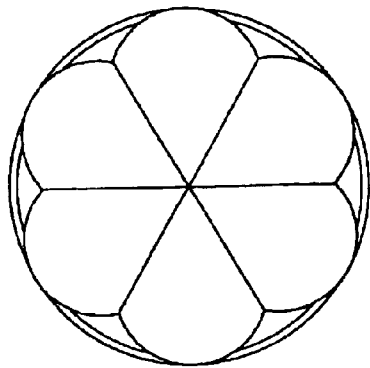


Fig. 3

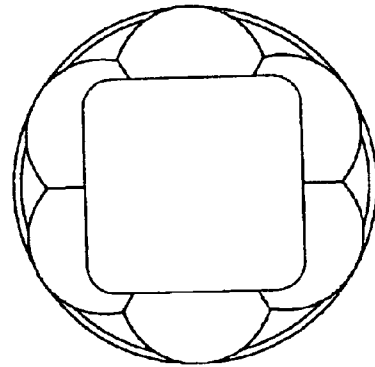


Fig. 4

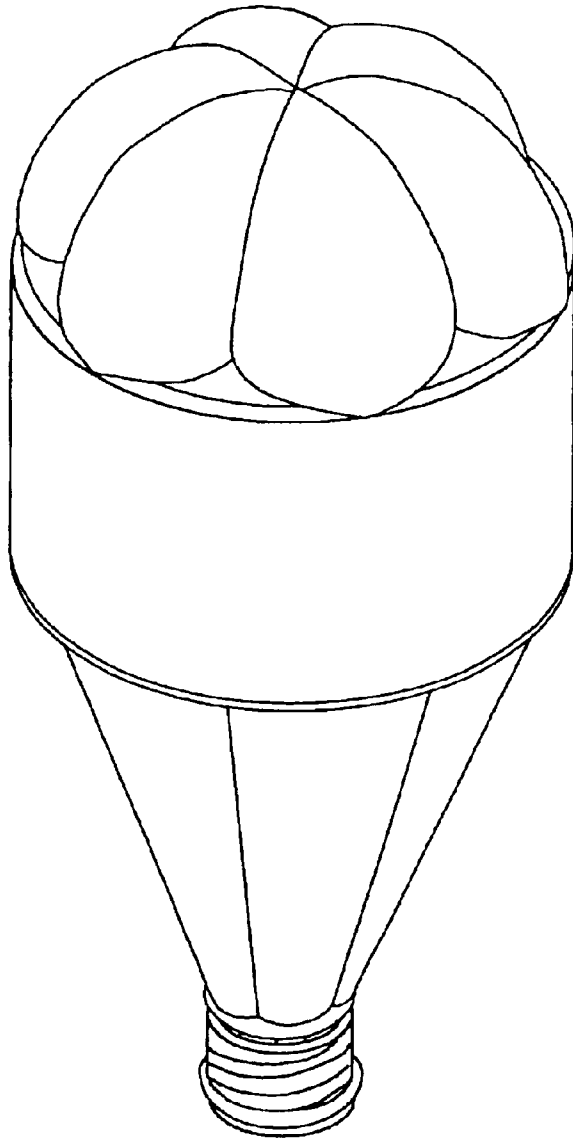


Fig. 5

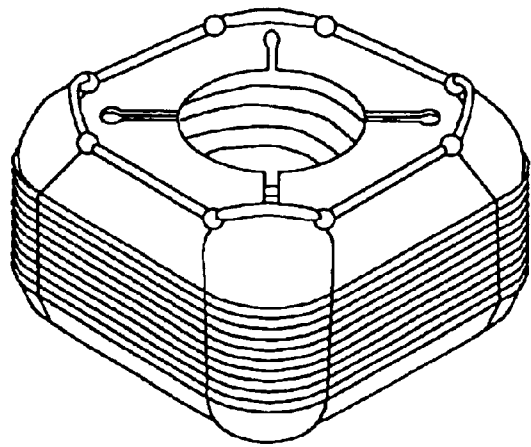


Fig. 6