



US00D387156S

United States Patent [19]
Johnson

[11] **Patent Number:** **Des. 387,156**
[45] **Date of Patent:** ****Dec. 2, 1997**

[54] **CEILING FAN BLADE IRON**

[75] **Inventor:** **Aaron M. Johnson**, Albuquerque, N. Mex.
[73] **Assignee:** **National Industries, Inc.**, Albuquerque, N. Mex.
[**] **Term:** **14 Years**

[21] **Appl. No.:** **53,619**
[22] **Filed:** **Apr. 23, 1996**

[51] **LOC (6) Cl.** **23-04**
[52] **U.S. Cl.** **D23/411; D23/377; D23/379**
[58] **Field of Search** **D23/377, 379, D23/385, 411; D25/137; 416/5**

[56] **References Cited**

U.S. PATENT DOCUMENTS

D. 21,623 6/1892 Carlewitz D25/137
D. 262,570 1/1982 Lock 416/5
5,486,094 1/1996 Davis, Jr. et al. 416/5

OTHER PUBLICATIONS

Hong Kong Enterprise, vol. 6, 1982, p. 7, Ceiling Fan Blade Iron B, bottom right side of page.
Key West Collection Adv. Brochure p. 1, Ceiling Fan Blade Iron A, top left side of page.
Primary Examiner—Lisa Lichtenstein
Attorney, Agent, or Firm—Deborah A. Peacock; Jeffrey D. Myers

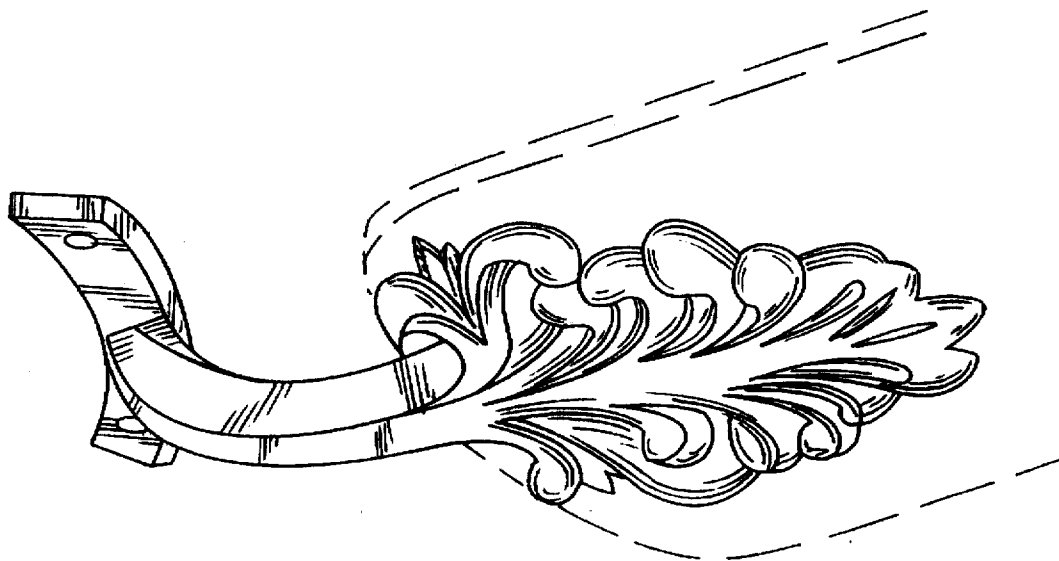
[57] **CLAIM**

The ornamental design for the ceiling fan blade iron, as shown and described.

DESCRIPTION

FIG. 1 is a bottom view of the ceiling fan blade iron embodying my new design;
FIG. 2 is an end view of the fan blade attachment;
FIG. 3 is another end view of the fan blade attachment;
FIG. 4 is a side view of the fan blade attachment; and,
FIG. 5 is a perspective view of the fan blade attachment; the broken lines showing a fan blade are for illustrative purposes only and form no part of the claimed design.

1 Claim, 1 Drawing Sheet






FIG-1




FIG-2

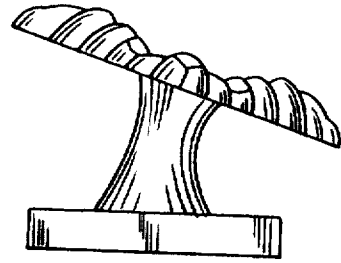


FIG-3

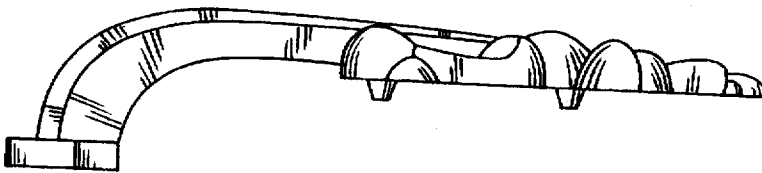


FIG-4




FIG-5